
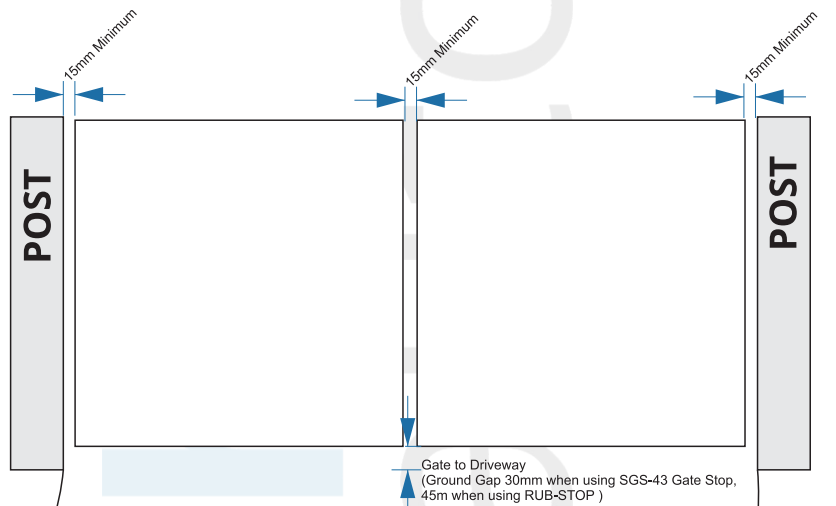


Single Swing Gate



Double Swing Gate




Gate to Driveway
(Ground Gap 30mm when using SGS-43 Gate Stop,
45m when using RUB-STOP)



Gate to Driveway
(Ground Gap 45 mm when using RUB-STOP)

Lift Off type Hinge

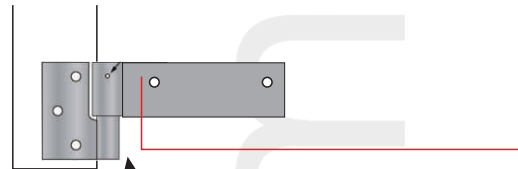
15-30mm Hinge Gap Acceptable



Hinge gap set by physical distancing of gate to post prior to installation

200mm Strap Hinge

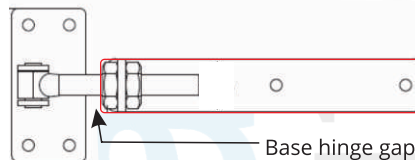

15-30mm Hinge Gap Acceptable



Hinge gap set by physical distancing of gate to post prior to installation

300mm/600mm Strap Hinge

15-50mm Hinge Gap Acceptable



Base hinge gap adjustment should be set from plate to strap prior to installation

Knock in and Weld In Hinges

Typically 15mm Hinge Gap
Adjustable to align the gate



Top and Bottom pivots are perfectly centred to one another, the adjustment occurs above/below each hinge and is fixed by the locking screw.