



Horizontal Mounting, Single Gate Pg. 1
Vertical Mounting, Double Gate Pg. 2
Electrical Connection, Warranty Terms Pg. 3

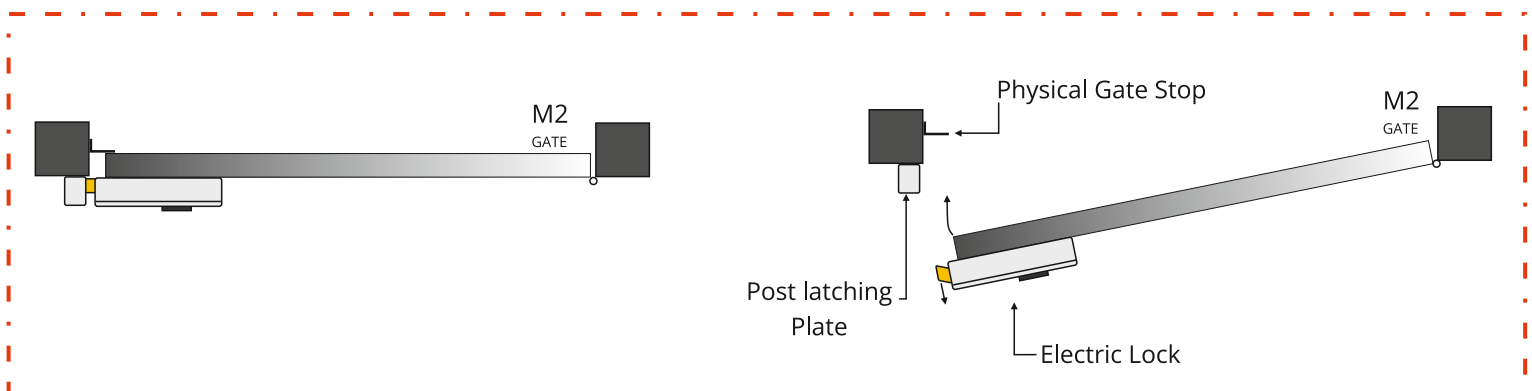
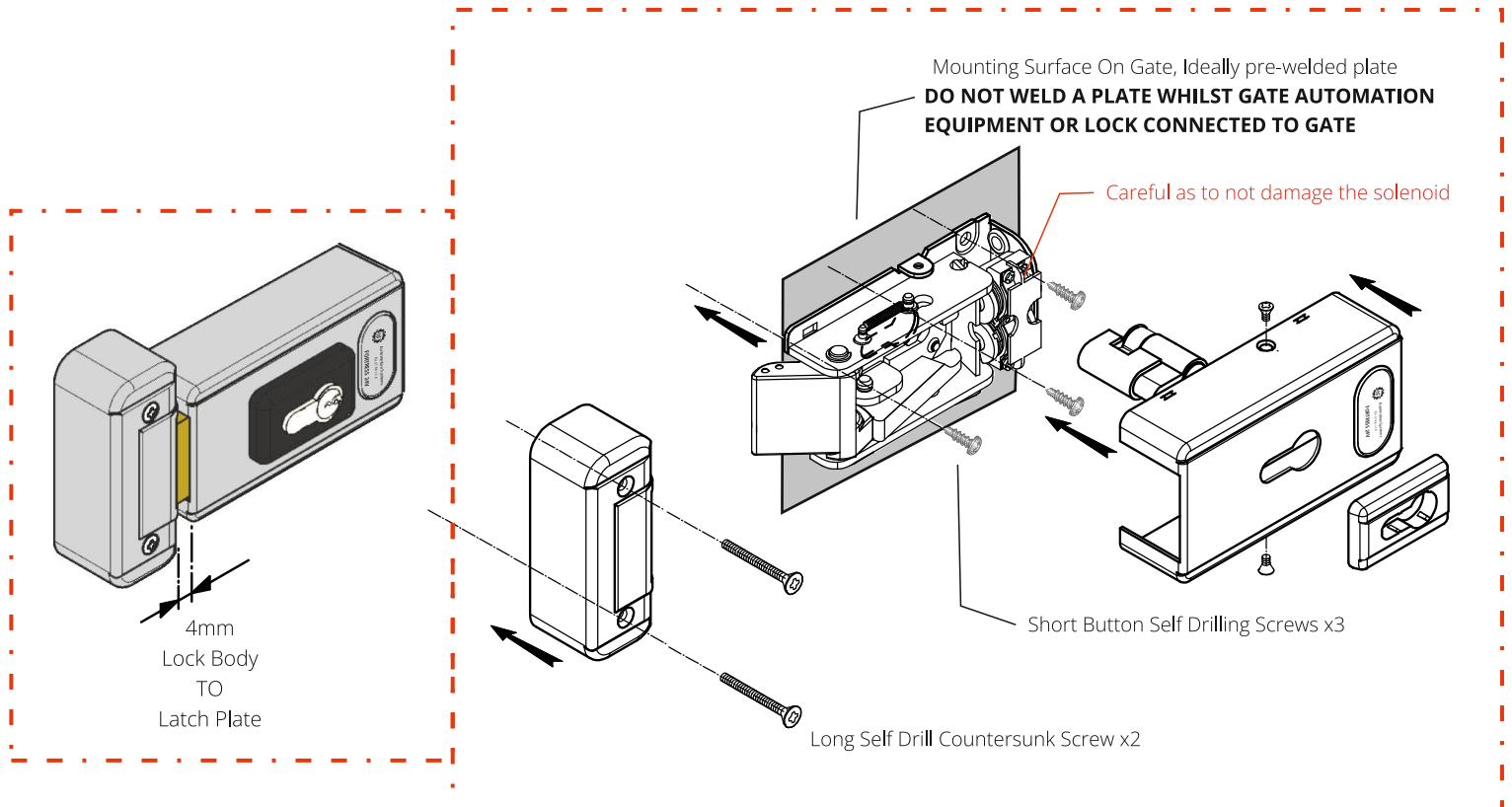


Specifications

Power: 24V DC
Consumption: 15VA
Lock Body Size: 124x67x35mm
Mounting Method: Vertical OR Horizontal
Cable Length: 7 Meters

Installation (Horizontal/Gate to Post)

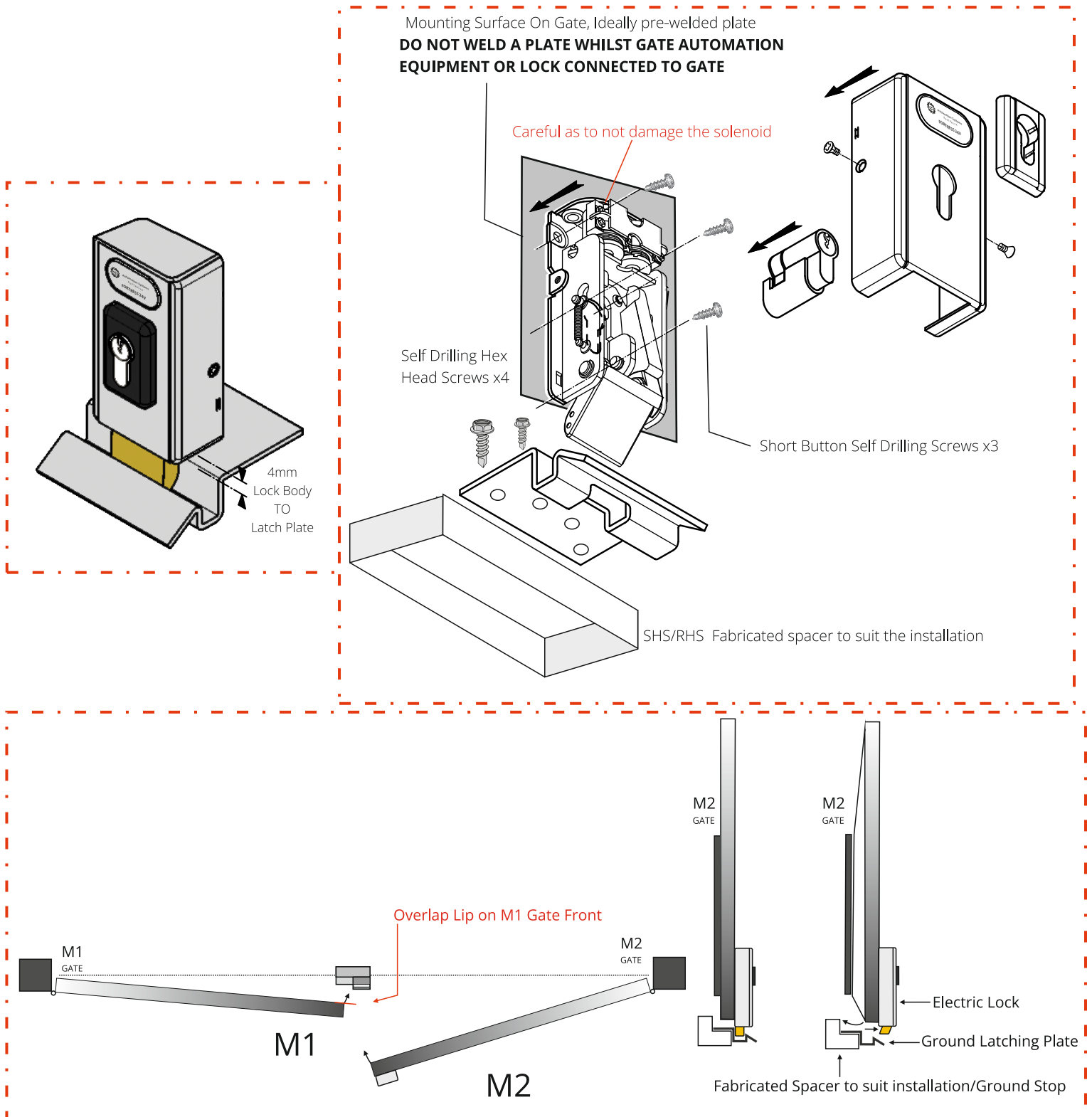
SINGLE GATE ONLY



In the closing direction, as the gate approaches and the electric lock enters the latching plate the tongue of the lock will straighten and mechanically latch and the gate should reach its limit by physical gate stop on the post (gate motor limit switch must also be set).

In the opening direction the logic controller will provide a pulse of voltage to the electric locks solenoid slightly before and for the beginning of opening cycle. This will disengage the lock and allow for the gates open motion.

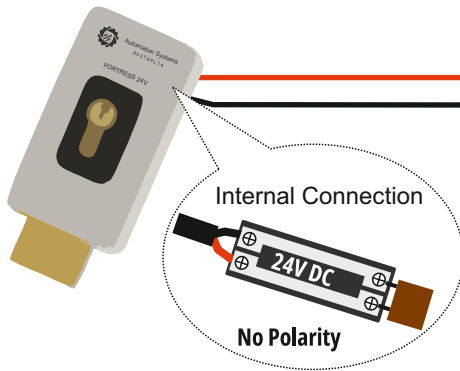
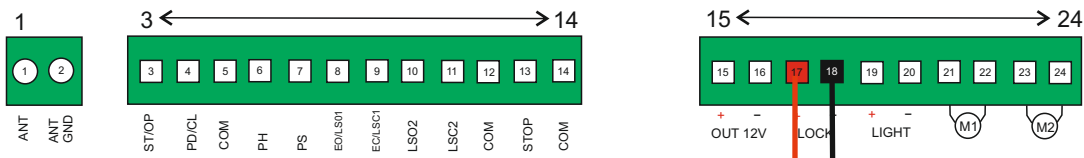
Installation (Vertical/Gate to Ground Plate)



In the closing direction, as the gate M2 (last gate to close) approaches and the electric lock enters the latching plate the tongue of the lock will straighten and mechanically latch and the gate should reach its limit by physical gate stop on the driveway (gate motor limit switch must also be set). The M1 gate cannot be pushed as it is wedged between the gate stop and the M2 gate by means of the overlap lip.

In the opening direction the logic controller will provide a pulse of voltage to the electric locks solenoid slightly before and for the beginning of opening cycle. This will disengage the lock and allow for the gates open motion. The lock is connected to the gate M2.

Wiring Connection



Set system to automatic electric lock mode from the menu



If required adjust the unlocking time from the menu



Warranty Terms and Conditions

The product is warranted for a period of twelve months (one year) from the date of purchase, unless expressly specified as extended warranty (extension to the warranty period). The product is to be installed for its intended purpose and for normal use as outlined within the installation manual, the product warranty is exclusively for defects in manufacturing and manufacturing workmanship. It does not cover out of guidelines use, natural or other disasters, abnormal weather conditions, damage incurred in shipping or handling, damage caused by disaster such as fire, flood, wind, earthquake, lightning, excessive voltage, mechanical shock, water damage, damage caused by unauthorized attachment, alterations, modifications, or foreign objects, damage caused by peripherals (unless such peripherals were supplied by Automation Systems Australia), defects caused by failure to provide a suitable installation environment for the products, damage caused by usage of the products for purpose other than those for which it was designed, damage from improper maintenance, damage arising out of any other abuse, mishandling, and improper application of the products.

At its discretion Automation Systems Australia will require the item determined by the support staff to be returned to base in its original unmodified condition for a warranty inspection if within the warranty period. A return authorization "RA" number will be provided to be enclosed with the product in question. The warranty will not cover freight fees to base, customs fees or any labour costs at the installation site but will cover repair or replacement of the product as seen fit. Automation Systems Australia will cover the freight of the returned item to the original address if deemed as a warranty repair or replacement item. Any warranty repairs or replacements continue to carry through the remaining warranty period and do not extend or restart the period.

Under no circumstances shall Automation Systems Australia be liable for any special, incidental, or consequential damages based upon breach of warranty, breach of contract, negligence, strict liability, or any other legal theory. Such damages include, loss of profits, loss of the product or any associated equipment, cost of capital, cost of substitute or replacement equipment, facilities or services, down time, purchaser's time, the claims of third parties, including customers, and injury to property.

This warranty contains the entire warranty and shall be in lieu of any and all other warranties, whether expressed or implied (including all implied warranties of merchantability or fitness for a particular purpose). And of all other obligations or purporting to act on its behalf to modify or to change this warranty, nor to assume for it any other warranty or liability concerning this product.

Automation Systems Australia will at its option repair or replace out-of-warranty products at a determined cost which are returned to its base according to the following conditions. Anyone returning goods to Automation Systems Australia must first obtain an authorization number. Automation Systems Australia will not accept any shipment whatsoever for which prior authorization has not been obtained. Products which Automation Systems Australia determines to be repairable will be repaired and returned. A set fee which Automation Systems Australia has been predetermined and which may be revised from time to time will be charged for each unit repaired. Products which Automation Systems Australia determines not repairable will be replaced by the nearest equivalent product available at that time. The current market price for the replacement product will be charged for each replacement unit.